

WE BELONG TOGETHER

SCORE

ELECTRIC GUITAR

MELODY

12/8

GUITAR

T
A
B

C⁷ F Dmi⁷

E.GTR.

Gmi⁷ C⁷ F Dmi⁷ Gmi⁷ C⁷

GTR.

3

6 6 8-10-8 6 8-5 6 6 8-10-8 6

E.GTR.

F Dmi⁷ Gmi⁷ C⁷ F

GTR.

6

8 5 13 10 6 5 6

WE BELONG TOGETHER

2

CHORD MELODY

E.GTR. 9

GTR. 9

C⁷⁽⁹⁾ F⁶

E.GTR. 11

GTR. 11

Gmi⁷ C⁷ C⁷ F⁶ F

E.GTR. 13

GTR. 13

Gmi⁷ C⁷ C⁷ F⁶ F

E.GTR. 15

GTR. 15

Gmi⁷ Gmi⁹ C⁷ C⁷⁽¹³⁾ F^{6/9}

WE BELONG TOGETHER

CHORD INVERSIONS

C⁷
XX 0 2 3 5 0
8fr.

F
0 2 3 4 5 0
8fr.

C⁷
XX 0 2 3 5 0
8fr.

F
XX 0 2 3 5 0
5fr.

E.GTR. 17

GTR. 17

C⁷⁽⁹⁾
XX 0 2 3 5 7 0
7fr.

F⁶
XX 0 2 3 4 5 6
6fr.

Gmi⁷
X 0 2 3 4 5 7
10fr.

Gmi⁷
XX 0 2 3 4 5 7
5fr.

E.GTR. 21

GTR. 21

Gmi⁷
XX 0 2 3 4 5 7
5fr.

Gmi¹¹
XX 0 2 3 4 5 7
7fr.

Gmi⁷
X 0 2 3 4 5 7
10fr.

C⁷⁽⁹⁾
XX 0 2 3 5 7 0
7fr.

E.GTR. 25

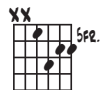
GTR. 25

WE BELONG TOGETHER

4

Gmi⁷

C⁷



E.GTR.

Staff 1: E.GTR. Treble clef, key signature of one flat, 7/8 time signature. Measure 26 starts with a Gmi7 chord. The melody consists of a half note G4, a quarter note A4, and a quarter note B4. Measure 27 has a whole note G4. Measure 28 has a whole note G4. Measure 29 has a whole note G4.

26

GTR.

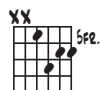
Staff 2: GTR. Bass clef. Measure 26: 6-6-7-5. Measure 27: 6-6-7-5. Measure 28: 8-10. Measure 29: 8-8-8-8. A slide (sl) is indicated between measures 27 and 28.

26

Gmi⁷

Gmi¹¹

C⁷



E.GTR.

Staff 1: E.GTR. Treble clef, key signature of one flat, 7/8 time signature. Measure 27 starts with a Gmi7 chord. The melody consists of a half note G4, a quarter note A4, and a quarter note B4. Measure 28 has a whole note G4. Measure 29 has a whole note G4. Measure 30 has a whole note G4.

27

GTR.

Staff 2: GTR. Bass clef. Measure 27: 6-6-7-5. Measure 28: 8-10. Measure 29: 8-8-8-8. Measure 30: 8-8-8-8.


27

Gmi⁷

G⁷ sus

Gmi⁷

C⁷



E.GTR.





Staff 1: E.GTR. Treble clef, key signature of one flat, 7/8 time signature. Measure 28 starts with a Gmi7 chord. The melody consists of a half note G4, a quarter note A4, and a quarter note B4. Measure 29 has a whole note G4. Measure 30 has a whole note G4. Measure 31 has a whole note G4.

28

GTR.

Staff 2: GTR. Bass clef. Measure 28: 11-10-12-10. Measure 29: 11-10-12-10. Measure 30: 13-10-12-10. Measure 31: 11-10-12-8.

28




E.GTR. Staff with treble clef, key signature of one flat, and four measures of music corresponding to the chords above. Measure numbers 29, 30, 31, and 32 are indicated at the start of each measure.

29

GTR. Staff with six measures of fret numbers: 11, 9, 8, 10, 8 (measures 29-30); 6, 8, 9, 8 (measures 31-32); 6, 8, 7, 8 (measures 33-34); 6, 5, 5, 5 (measures 35-36).

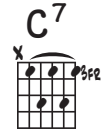
BRIDGE CHORDS



E.GTR. Staff with treble clef, key signature of one flat, and four measures of music, each measure filled with diagonal hatching. Measure numbers 33, 34, 35, and 36 are indicated at the start of each measure.

33

GTR. Staff with six measures of fret numbers: 33, 34, 35, 36, 37, 38.



E.GTR. Staff with treble clef, key signature of one flat, and four measures of music, each measure filled with diagonal hatching. Measure numbers 37, 38, 39, and 40 are indicated at the start of each measure.

37

GTR. Staff with six measures of fret numbers: 37, 38, 39, 40, 41, 42.